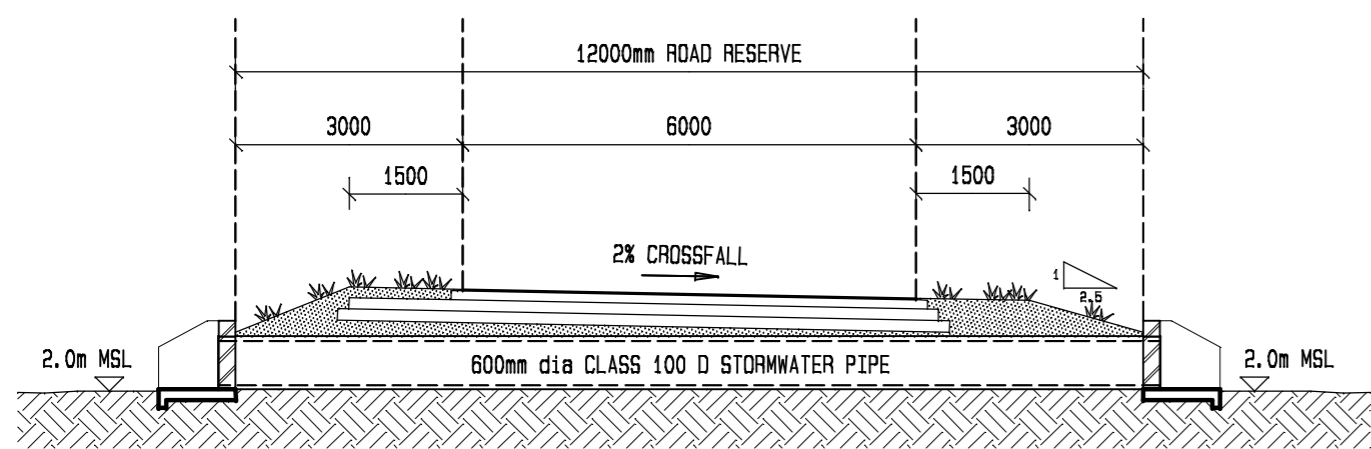
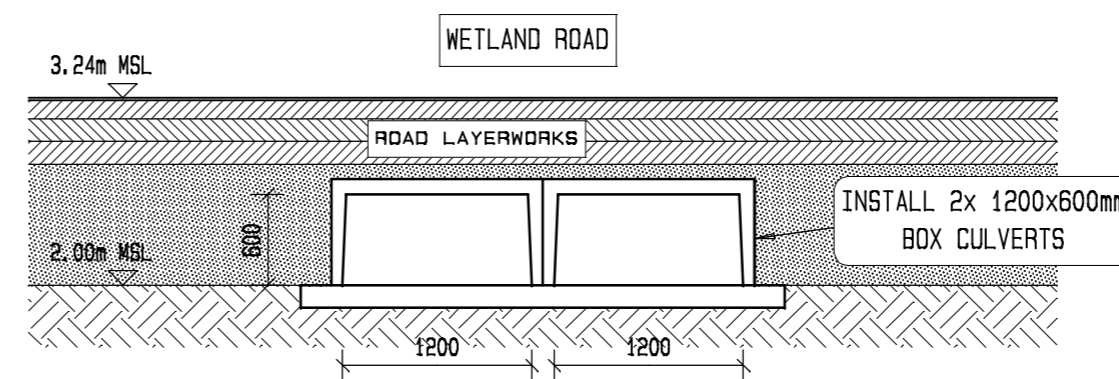


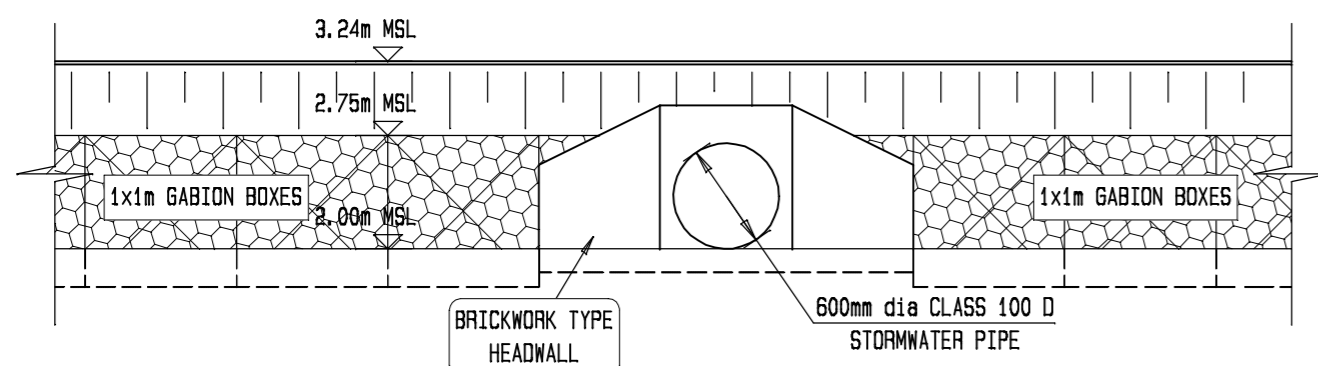
LAYOUT OF STORMATER DRAINAGE ALONG WETLAND ROAD 1:1000



SECTION A-A THROUGH 600mm Ø PIPE CULVERT 1:100



ELEVATION OF STORMWATER BOX CULVERT 1:50



ELEVATION OF SECTION A-A 1:50

CONCEPTUAL PLAN

| | | |
|---|----------|------------|
| REVISIONS | | |
| PROJECT | | |
| DEVELOPMENT GEORGE REX SPORT AND ADVENTURE CENTRE ERF 12403, REX DRIVE, KNYSNA | | |
| ENGINEERS | | |
| NIEUWOUT & KIE 3 TROTTER STREET KNYSNA tel: 044-382 6882 6571 fax: 086-548 7588 e-mail : admin@nieu.co.za | | |
| DATE | REVISION | DRAWING NO |
| 24/08/2019 | 0 | N15/60-8 |